

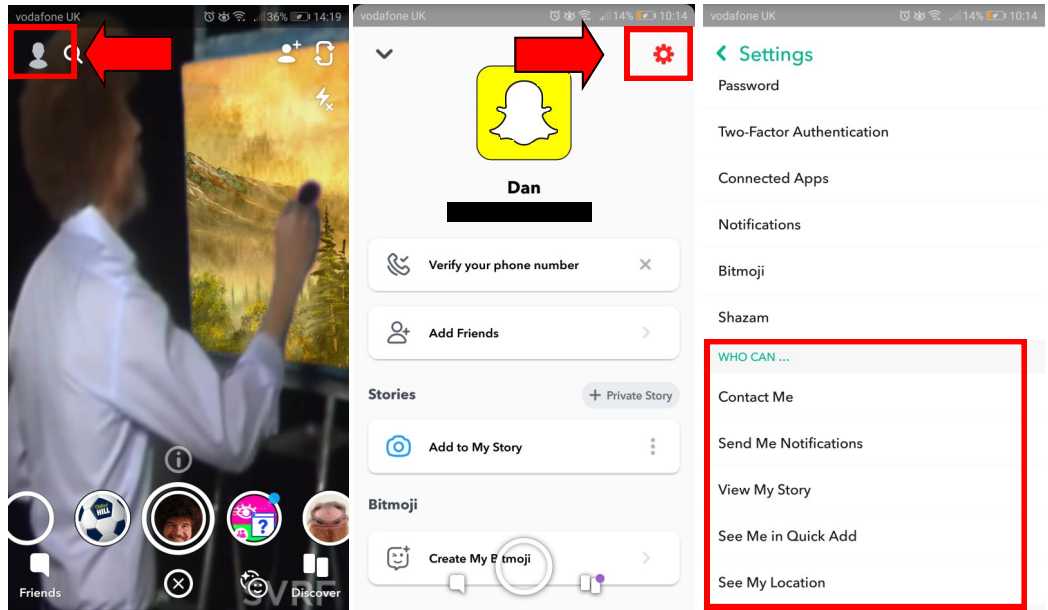


How to control your privacy

Snapchat is a photo and video messaging app with approximately 180 Million daily users.

As a messaging service, there are no option to make your account private but you can control who can see your location, who can message you and who can see your Stories.

From the main screen, click on the profile icon in the top left corner, then click on the gear symbol on the next screen. This will take you to your Snapchat settings

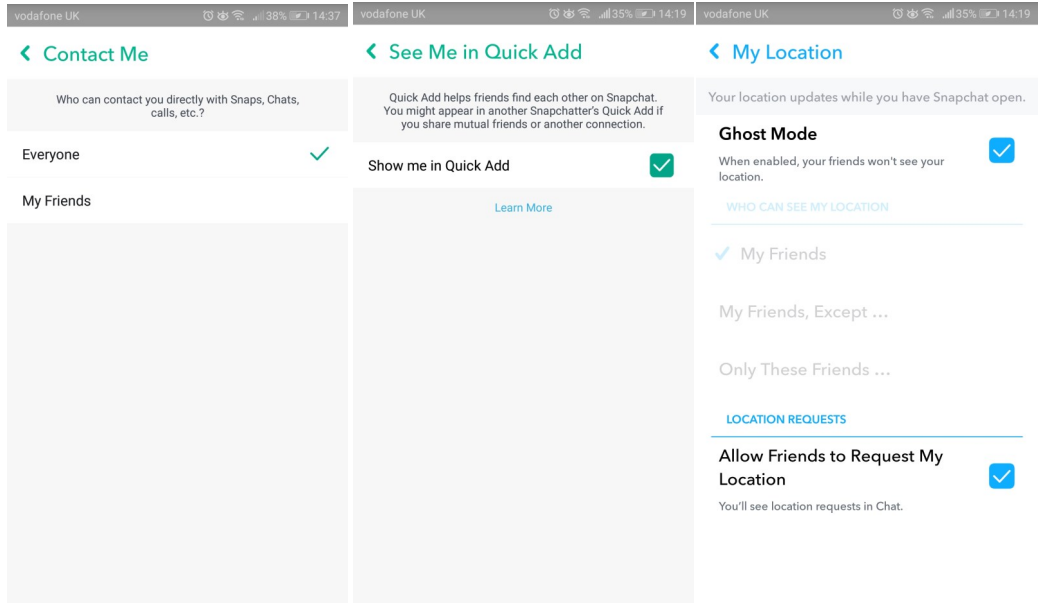


You have the ability to ensure only your friends - people you have accepted - can see what you have shared on your Story, or even select which friends can see your Story.

You can also choose who can contact you and set it so that only your friends can send you Snaps

The same is true for location sharing on Snapchat. Everyone who is your friend will be able to see your GPS location on a map. Ghost mode is sometimes the safer way.

You can change these settings anytime you want





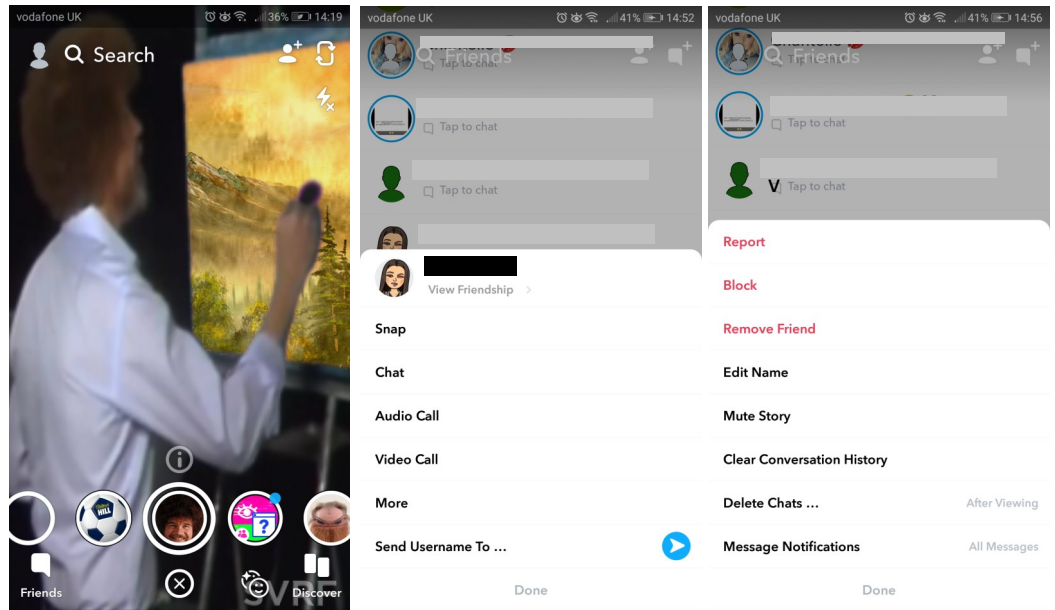
Snapchat

How to block other users

If someone is being abusive, or if you just don't want them to see your Story or contact you anymore, you can block them through the app.

From the home screen, tap on Friends at the bottom. Select your friend by holding your finger on their name. This will cause some options to pop up.

Select the More option then click on the Block and Report buttons which will appear



Help and Advice



TALK TO US

If things are getting to you

Talk to us any time you like, in your own way – about whatever's getting to you.

116 123 FREE
This number is FREE to call

jo@samaritans.org

samaritans.org

A registered charity

